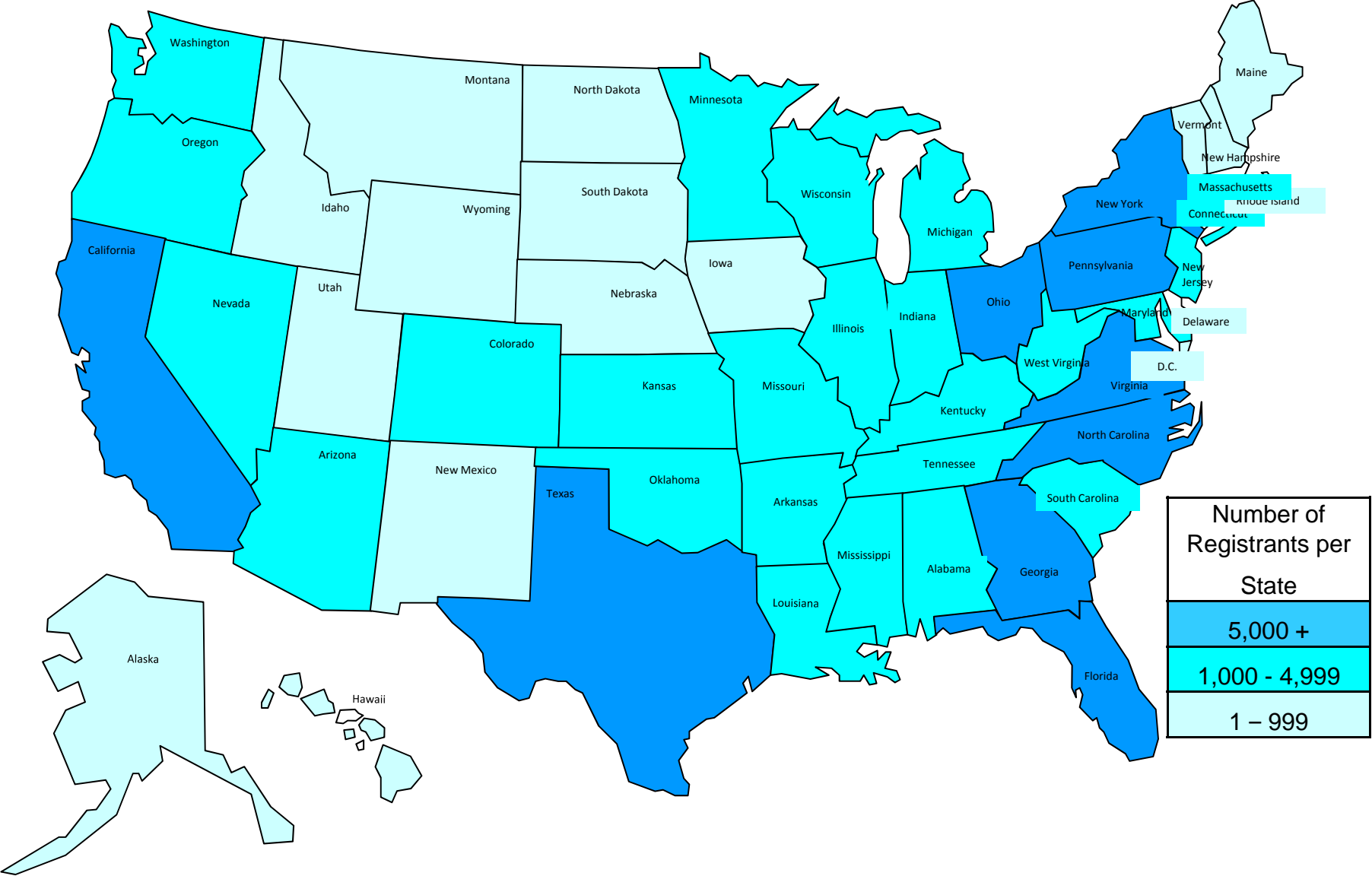


Registrants by State

January '10



Registrants by State Breakdown

January '10

ALABAMA	AL	3095
ALASKA	AK	280
ARIZONA	AZ	2579
ARKANSAS	AR	1170
CALIFORNIA	CA	10127
COLORADO	CO	1550
CONNECTICUT	CT	1647
DELAWARE	DE	607
DISTRICT OF COLUMBIA	DC	244
FLORIDA	FL	13093
GEORGIA	GA	6121
HAWAII	HI	669
IDAHO	ID	420
ILLINOIS	IL	4008
INDIANA	IN	3119
IOWA	IA	929
KANSAS	KS	1002

KENTUCKY	KY	2306
LOUISIANA	LA	1619
MAINE	ME	908
MARYLAND	MD	4090
MASSACHUSETTS	MA	3085
MICHIGAN	MI	4092
MINNESOTA	MN	1523
MISSISSIPPI	MS	1319
MISSOURI	MO	2974
MONTANA	MT	354
NEBRASKA	NE	489
NEVADA	NV	1102
NEW HAMPSHIRE	NH	929
NEW JERSEY	NJ	3494
NEW MEXICO	NM	737
NEW YORK	NY	7379
NORTH CAROLINA	NC	16482

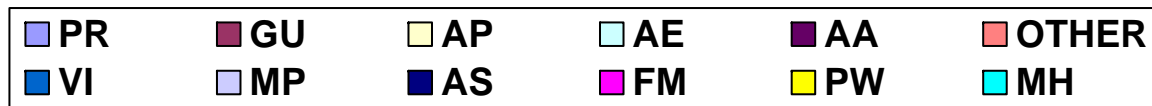

NORTH DAKOTA	ND	153
OHIO	OH	6519
OKLAHOMA	OK	1214
OREGON	OR	1066
PENNSYLVANIA	PA	8131
RHODE ISLAND	RI	613
SOUTH CAROLINA	SC	4239
SOUTH DAKOTA	SD	232
TENNESSEE	TN	3767
TEXAS	TX	7370
UTAH	UT	421
VERMONT	VT	339
VIRGINIA	VA	9995
WASHINGTON	WA	1900
WEST VIRGINIA	WV	1555
WISCONSIN	WI	2742
WYOMING	WY	202

Number of Registrants per State
5,000 +
1,000 - 4,999
1 – 999

Total **State** Registrants (not including territories or duplicates) = **154,000**

Registrants Overseas and in US Territories Breakdown

January '10



Territory	PR	GU	AP	AE	AA	VI	MP	AS	FM	PW	MH	Other
Total	186	64	544	291	35	14	7	11	3	8	1	190